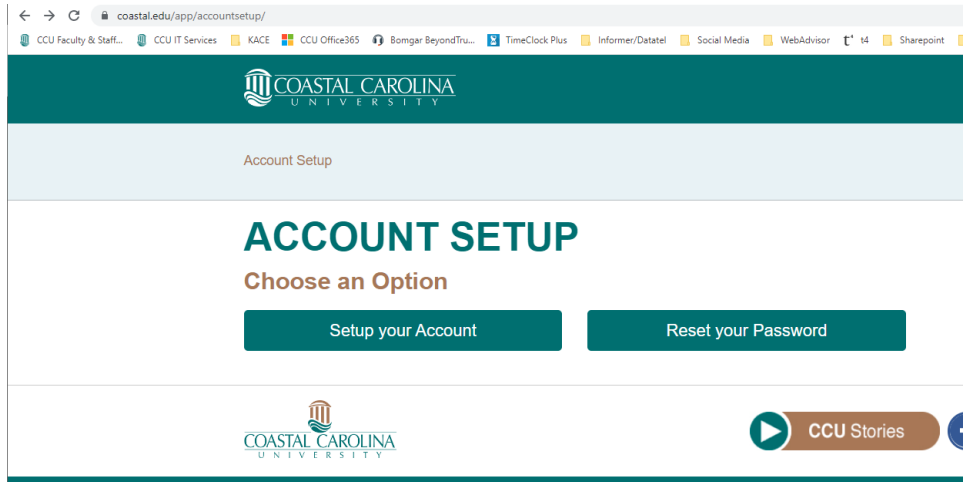


Accepted Applicant Account Setup

- Visit <https://www.coastal.edu/app/accountsetup/> and choose “Setup your Account”



- Enter your CCU username, temporary password and birth date (using the calendar pop-up). Complete the “I’m not a Robot”.

ACCOUNT SETUP





Please enter your CCU Username, temporary password, and your birth date.

Prospective Students: You will receive a letter in your acceptance packet with instructions to set up your account.

Username	<input type="text" value="Username"/>
Temporary Password	<input type="password" value="Password"/>
Birth date	<input type="text" value="Birth date"/>
<input type="checkbox"/> I'm not a robot	
<input type="submit" value="Submit"/>	

- Create a security question and answer for your account.

Accepted Applicant Account Setup





Account Setup    

SETUP SECURITY QUESTION

Please create a security question and answer for your account.

New	<input type="text" value="Enter the question"/>
Answer	<input type="text" value="Enter the answer"/>

- Create a password for the account. The password must be at least eight characters long and must include characters from at least three of the following categories: uppercase letters, lower case letters, numbers and special symbols.

Account Setup    


SETUP PASSWORD

Password criteria minimum requirements:

- The password must be at least eight characters long and must include characters from at least three of the following categories: uppercase letters, lower case letters, numbers and special symbols.
- Do not use words contained in your username, your name or your previously used passwords.
- You can change your password no more than once per 24-hour period.

Password	<input type="password" value="Enter a password"/>
Password Confirmation	<input type="password" value="Confirm your new password"/>

- Account Setup Successful Message will be displayed with links to admissions application portal and the Student Account Center

 **Breadcrumb**

SETUP PASSWORD

Congratulations, your account has been setup successfully.

To view your admissions status and information, visit your Application portal. <https://apply.coastal.edu/apply/>

To make your enrollment deposit, visit the Student Account Center. <https://www.coastal.edu/studentaccounts/login>