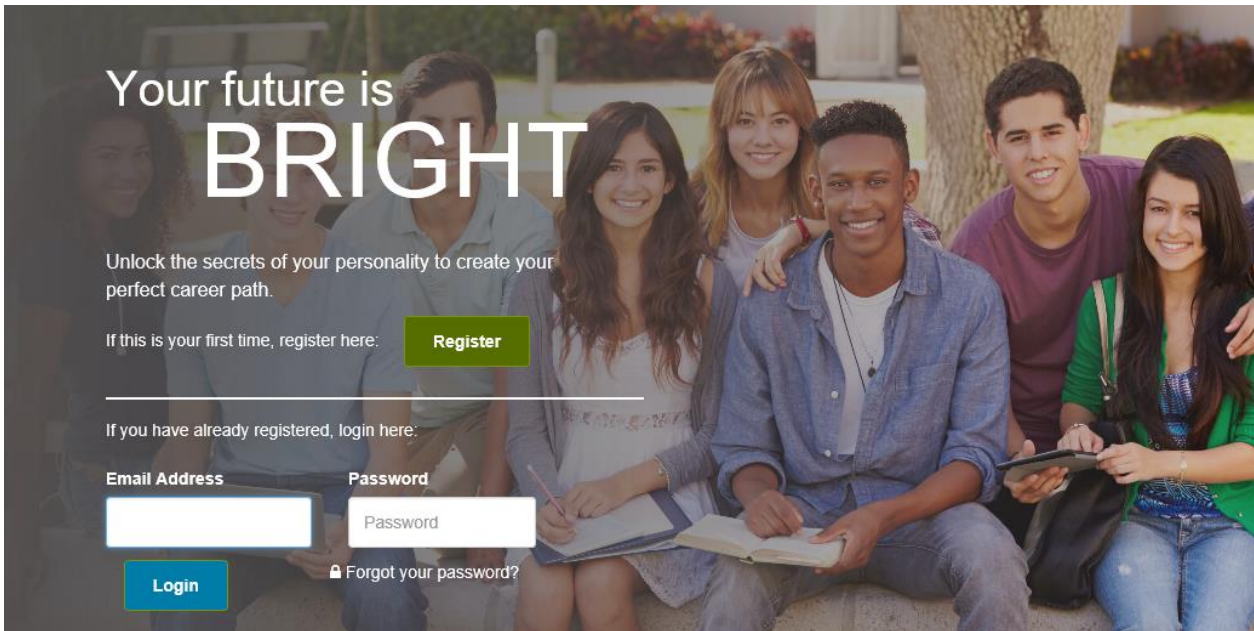


Welcome to the TypeFocus7 Careers program. This is the new and improved Type Focus! Below you will find detailed instructions on how to complete the software and use it to explore careers based on your interest, personality and values.

Instructions:

Visit <https://typefocus7.com/userLogin> then create an account using your CCU email and type in the Type Focus 7 access code: 3FD2GC88



Steps 1, 2 and 3 are linked together and should be done in order. First complete the personality, interests, skills, values, and success factors assessments. The first three steps will be of most interest to students creating their career path.

Welcome Christen

Step 1 Self-assessment ↑

Step 2 Explore your options ↻

Step 3 Create your career roadmap ↻

Step 4 Are you career ready? ↻

Step 5 Get the job you want ↻

Step 6 Success on the job ↻


RECOMMENDATION

Six steps to your success.

Your best bet is to follow these six steps in order.

Step 1: Career Assessments

These career assessments will identify your natural strengths and preferences.



- PERSONALITY Review/Re-Do
- INTERESTS Review/Re-Do
- SKILLS Review/Re-Do
- VALUES Review/Re-Do
- SUCCESS FACTORS Review/Re-Do

Only by knowing yourself will you be able to make the right decisions about your career - decisions that reflect your most important personal values and concerns.

Barbara Moses

Step 2.1: once you have completed the assessments begin exploring and save the occupations that interest you. Also, save the CCU majors/programs that support these occupations.

Step 1 Self-assessment ↻

Step 2 Explore your options ↻

Step 3 Create your career roadmap ↻

Step 4 Are you career ready? ↻

Step 5 Get the job you want ↻

Step 6 Success on the job ↻


RECOMMENDATION

Find your perfect career fit.

Explore and save the occupations that interest you. Also save the majors/programs that support these occupations.

Step 2: Explore your options


Discover the occupations that match your best qualities.



The future belongs to those who believe in the beauty of their dreams.
Eleanor Roosevelt

Directions: Watch the video below before starting Step 2.

Note: [you can print a report or create a PDF of your Step results here.](#)



Step 2.2: You have the option to filter your results based on education needed:

Symbols ↻

Filter By Education Needed : High School Associate or Two Year Degree Bachelor Degree Graduate Degree

Apply Filters **Reset**

YOUR EXPLORATION OPTIONS

Explore occupations matching your assessment results. We recommend this as the best place to start.

- 15 occupations matching 4 assessments ↻
- 29 occupations matching 3 assessments ↻
- 93 occupations matching 2 assessments ↻

Explore Occupations within Majors offered by Coastal Carolina University ↻

- Explore occupations supported by any Major ↻
- Explore occupations by Job Title or Key Word ↻
- Explore by Career Cluster ↻
- Explore by comparing any two occupations ↻

Step 2.3: Begin researching careers and save your favorites.

YOUR EXPLORATION OPTIONS

[Back to homepage](#)

Explore occupations matching your assessment results. We recommend this as the best place to start.

0 occupation matching 4 assessments ↻

6 occupations matching 3 assessments ↻

18 occupations matching 2 assessments ↻

Saved ↑↓	Occupation ↑↓	Majors fitting this Occupation to explore at Coastal Carolina University	Saved	Web	Assessments				Career Cluster ↑↓	Job Zone↑↓	
	Audio and Video Equipment Technicians	Art Studio Music		W	P		V		42190	Arts, Audio/Video Technology & Communications	3
	Camera Operators, Television, Video, and Motion Picture	Art Studio		W	P		V		53550	Arts, Audio/Video Technology & Communications	3
	Craft Artists	Art Studio		W	P	S			34940	Arts, Audio/Video Technology & Communications	3
	Dancers	Music Theatre		W	P	S			17	Arts, Audio/Video Technology & Communications	3
	Fashion Designers	Art Studio		W	P	S			67420	Arts, Audio/Video Technology & Communications	3

Step 2.4: Click on careers you would like to know more about and save to your favorites to review later:

The screenshot shows a web application interface for 'TypeFocus™ 7'. The main content area displays a career profile for 'Fitness And Wellness Coaches'. A modal dialog box is overlaid on the page, prompting the user to rate their interest in this occupation. The dialog box contains three radio button options: 'very interested', 'interested' (which is selected), and 'somewhat interested'. Below the options are two buttons: 'Rate and save this occupation for future reference' and 'Close'. The background content includes a navigation bar with 'Instructions', 'Reports', 'My Account', 'Help', and 'Admin Interface'. The main content area has sections for 'Job Description', 'Manage or coordinate fitness and wellness', 'Career video', and 'Find out what it takes to get started in this career', each with a link icon. A list of links is visible at the bottom, including 'https://www.mynextmove.org/profile/summary/11-9039.02' and 'http://www.bls.gov/ooH/personal-care-and-service/fitness-trainers-and-instructors.htm'.

Step 3: Review your saved occupations and develop a plan.

Directions: Start by answering the Yes/No question below.

Creating your career roadmap will always be a “work in progress” and it is unlikely that the choices you make today will remain unaltered by the time you graduate. That said, the more you understand yourself, the more accurate your choices will become.

Note: [you can print a report or create a PDF of your Step results here.](#)

Your saved occupations.

- Educational, Guidance, School, and Vocational Counselors ★★★★★
- Fitness and Wellness Coordinators ★★
- Career/Technical Education Teachers, Middle School ★★★★★

Your saved majors.

No majors found.

Do any of these occupations and majors/programs interest you? Yes No

Steps 4, 5 and 6 will be of most interest to those about to graduate and Alumni.

The personality assessment has to be completed before Steps 5 & 6. You can come in and out of the program as often as you want. You can use this as a lifelong resource that starts with your first decision about selecting a major and continues well past graduation.

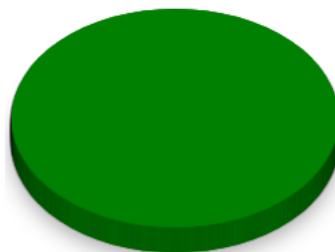
Step 4 introduces career readiness competencies developed by the National Association of Colleges and Employers (NACE). Employers and Universities have collaborated to generate these competencies. Developing your competencies will ensure your long term success.

Directions: Answer the eight competency questions below.

Note: [you can print a report or create a PDF of your Step results here.](#)

Click into a competency to start.

1. Critical Thinking/Problem Solving:
2. Oral/Written Communications:
3. Team Work/Collaborations:
4. Digital Technology:
5. Leadership:
6. Professionalism/Work Ethic:
7. Career Management:
8. Global/Intercultural Fluency
9. Show All | Hide All



- Low
- Moderate
- High
- Not Done

*Competencies developed by the National Association of Colleges and Employers.



Step 5 helps you get hired.

Step 5: Get the job you want.

Improve your job search success by focusing on your strengths.



PERSONAL BRANDING

INTERVIEW GUIDE

NETWORKING

CAREER SERVICES

Happy people plan actions, they don't plan results.

Denis Waitley

Directions: Review the topics above as you prepare to graduate.

Note: [you can print a report or create a PDF of your Step results here.](#)

Step 6 helps you succeed once you are hired.

Step 6: Success on the job

The secret to long-term success is to meet the needs of your employer.



TWO-PERSON TEAMWORK

LIFELONG LEARNING

PERSONALITY CLASHES

TRANSFERABLE SKILLS

Success is liking yourself, liking what you do, and liking how you do it.

Maya Angelou

Directions: Review the topics above for advanced employability skills.