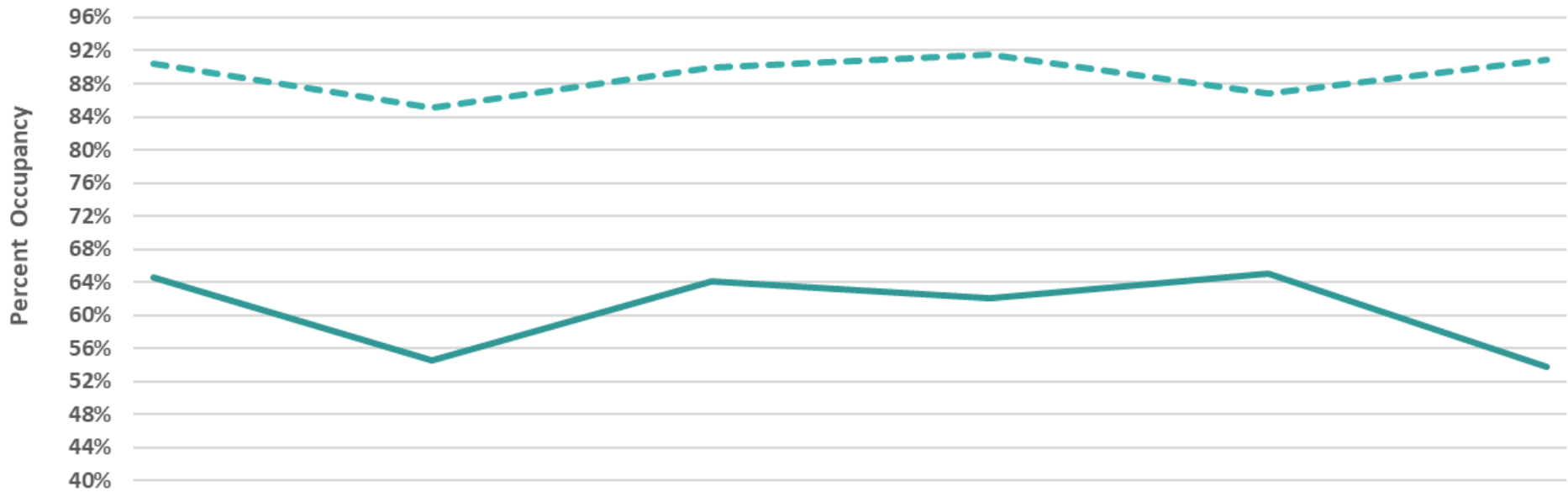
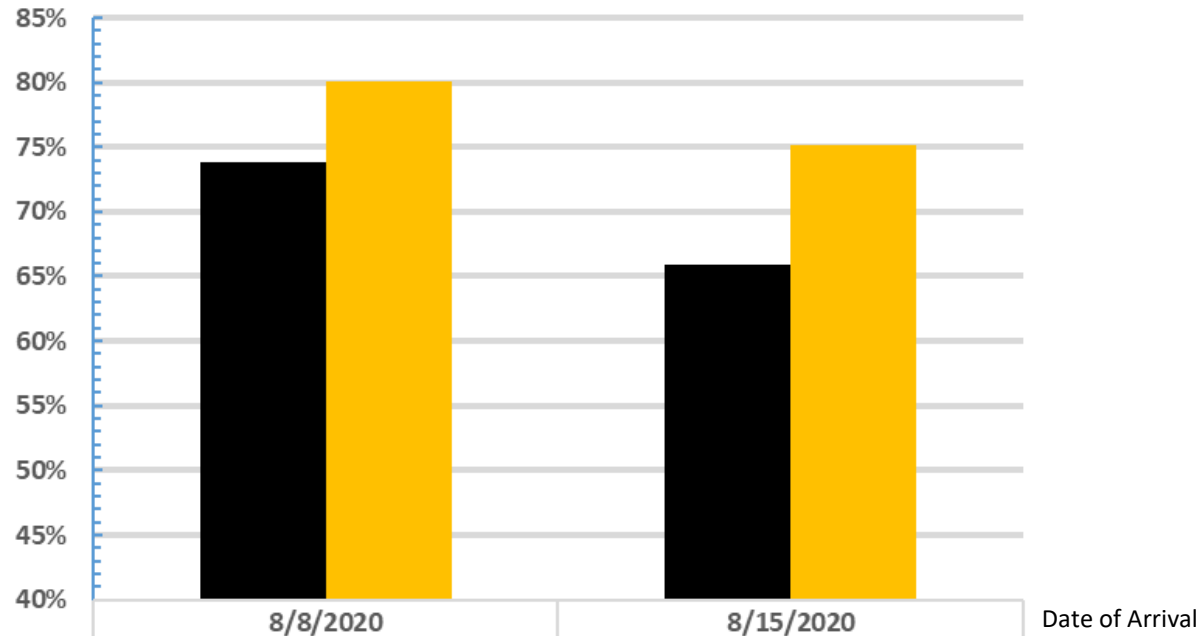


Average Percent Occupancy in Nightly Rented Hotels, Condo-Hotels, and Campsites (HC-HCs) Horry County, S.C., USA



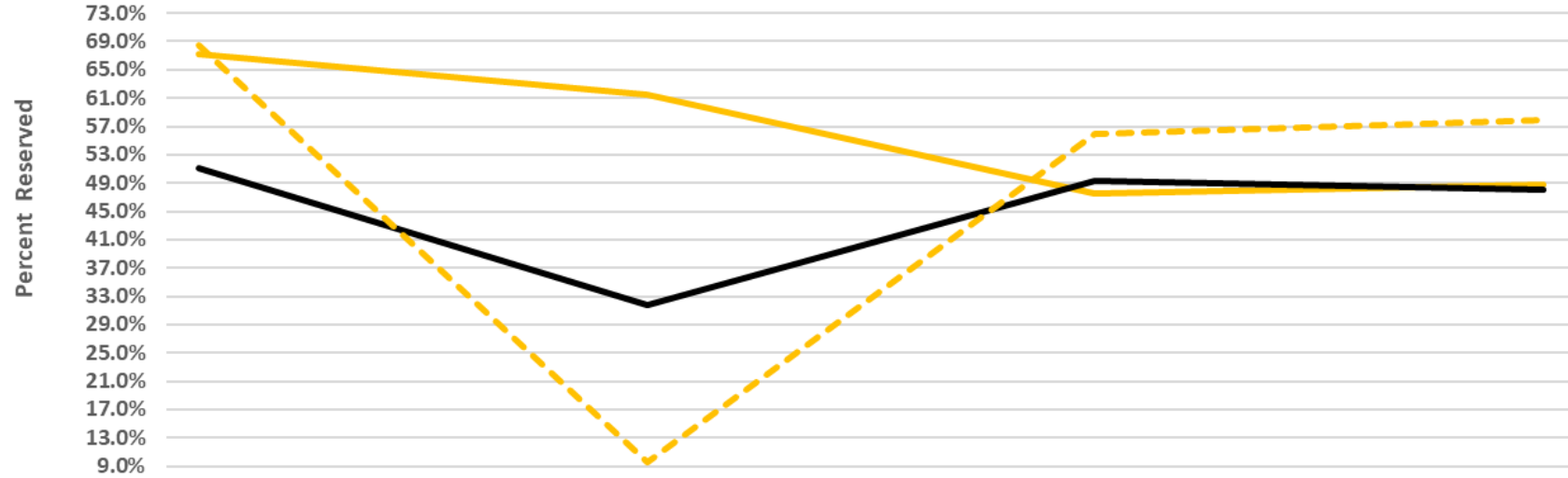
Week Ending	7/4/2020	7/11/2020	7/18/2020	7/25/2020	8/1/2020	8/8/2020
— HC-HC APO this year	64.6%	54.5%	64.1%	62.1%	65.1%	53.7%
- - - HC-HC APO last year	90.4%	85.1%	90.0%	91.5%	86.8%	90.9%

**Average Percent of Vacation Properties Reserved
Four Days in Advance of the Date of Arrival
Horry and Georgetown Counties, S.C., U.S.A.**



Clay Brittain Jr. Center for Resort Tourism
Damonte, L.T.

Average Percent Weekly Vacation Properties Reserved Horry and Georgetown Counties, S.C., USA

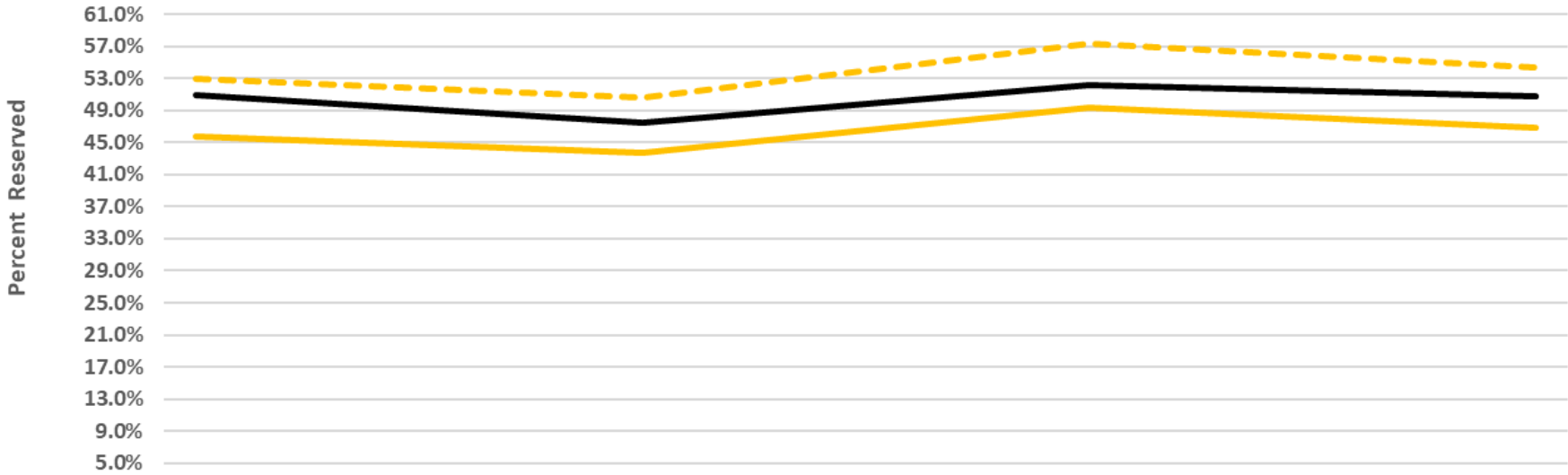


Date of Arrival	8/22/2020	8/29/2020	9/5/2020	9/12/2020
Reserved two weeks in advance of arrival last year	67.2%	61.5%	47.5%	48.7%
Currently reserved	51.1%	31.7%	49.3%	48.0%
Reserved four days in advance of arrival date last year	68.5%	9.5%	55.9%	57.9%



Clay Brittain Jr. Center for Resort Tourism
Damonte, L.T.

Average Percent Weekly Vacation Properties Reserved Horry and Georgetown Counties, S.C., USA



Clay Brittain Jr. Center for Resort Tourism
Damonte, L.T.