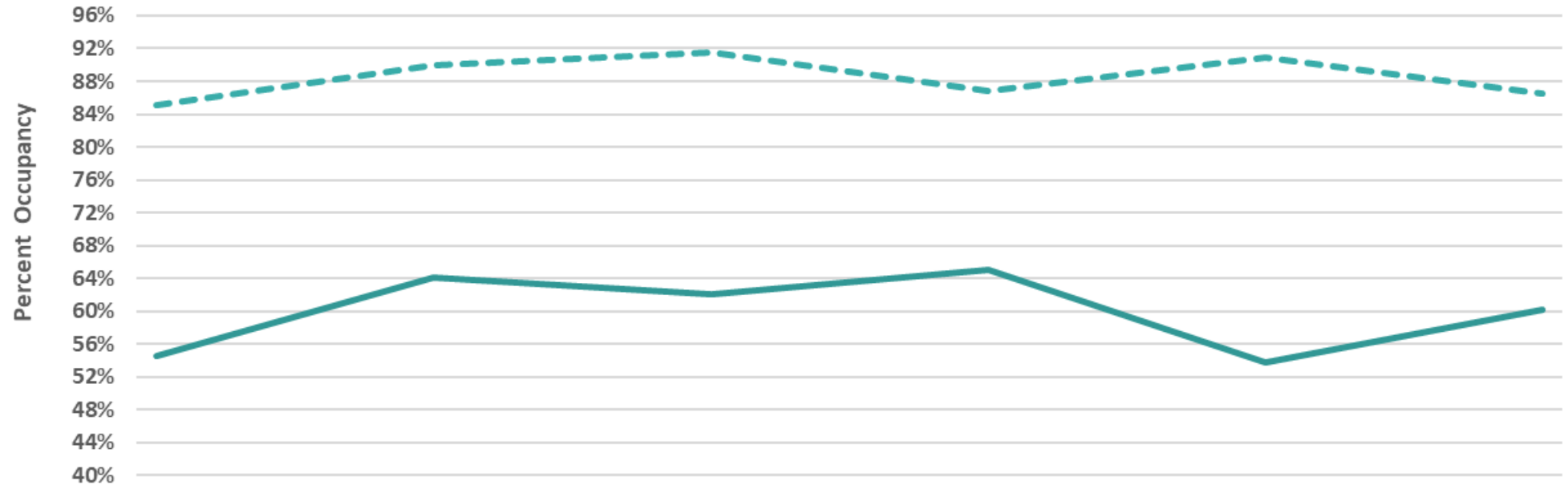
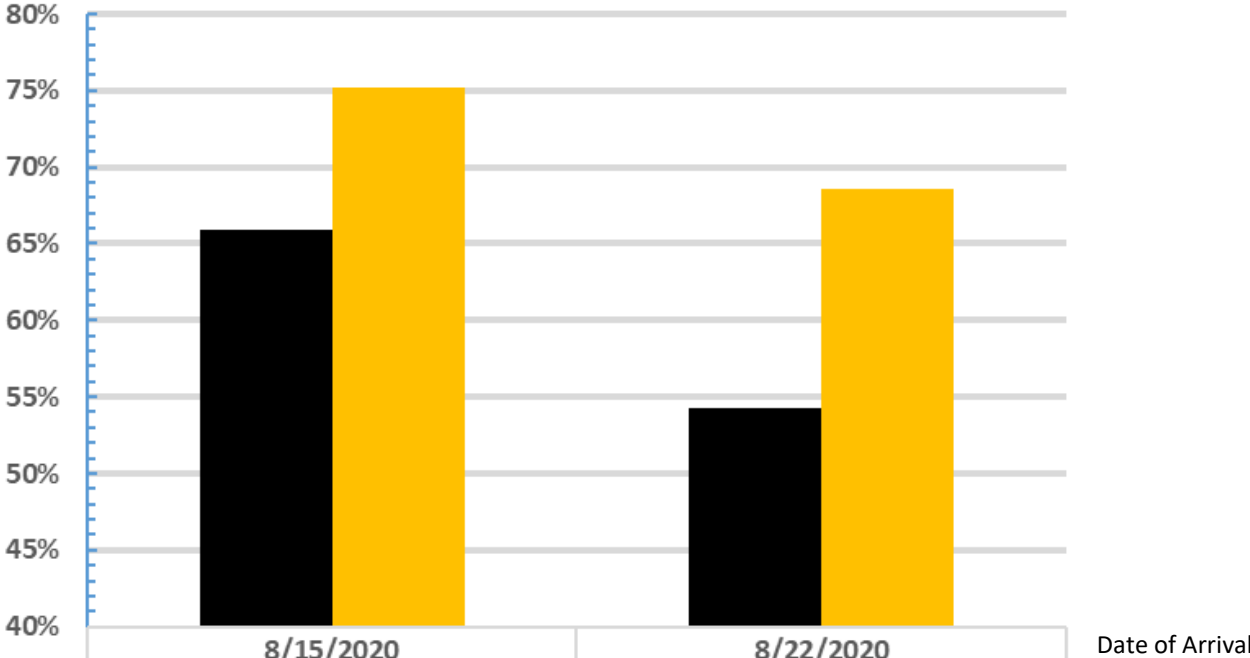


## Average Percent Occupancy in Nightly Rented Hotels, Condo-Hotels, and Campsites (HC-HCs) Horry County, S.C., USA



Week Ending	7/11/2020	7/18/2020	7/25/2020	8/1/2020	8/8/2020	8/15/2020
HC-HC APO this year	54.5%	64.1%	62.1%	65.1%	53.7%	60.2%
HC-HC APO last year	85.1%	90.0%	91.5%	86.8%	90.9%	86.6%

**Average Percent of Vacation Properties Reserved  
Four Days in Advance of the Date of Arrival  
Horry and Georgetown Counties, S.C., U.S.A.**

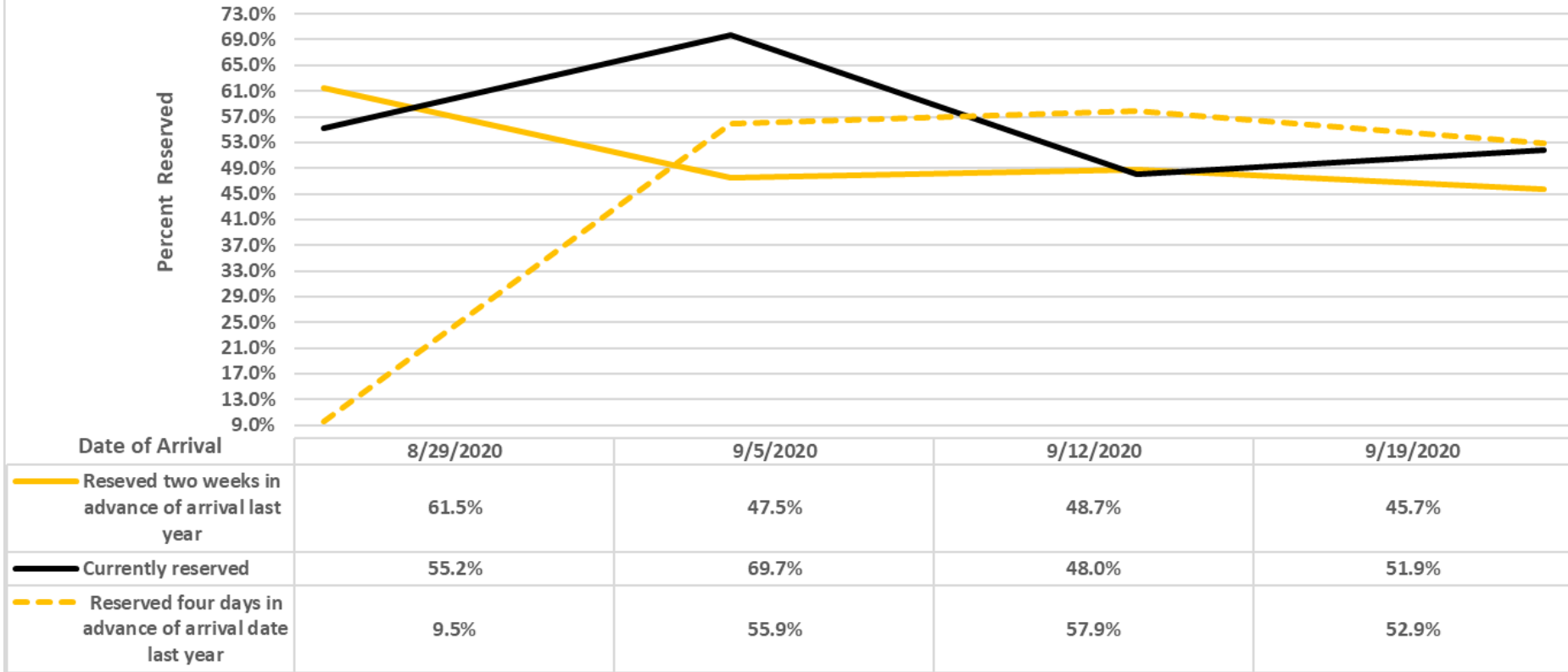


■ Percent of units reserved four days in advance this year	65.9%	54.3%
■ Percent of units reserved four days in advance last year	75.2%	68.5%



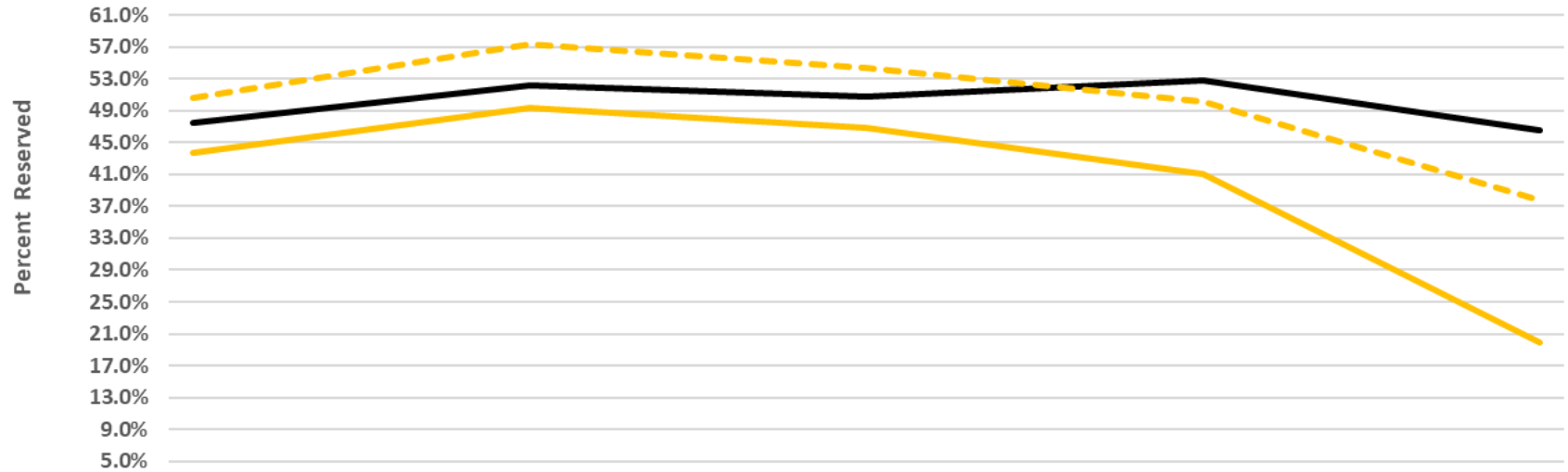
Clay Brittain Jr. Center for Resort Tourism  
Damonte, L.T.

## Average Percent Weekly Vacation Properties Reserved Horry and Georgetown Counties, S.C., USA



Clay Brittain Jr. Center for Resort Tourism  
Damonte, L.T.

### Average Percent Weekly Vacation Properties Reserved Horry and Georgetown Counties, S.C., USA



Date of Arrival	9/26/2020	10/3/2020	10/10/2020	10/17/2020	10/24/2020
Reserved four weeks in advance of arrival last year	43.8%	49.3%	46.9%	41.0%	19.9%
Currently reserved	47.6%	52.2%	50.8%	52.8%	46.5%
Reserved four days in advance of arrival date last year	50.6%	57.3%	54.4%	50.1%	37.8%