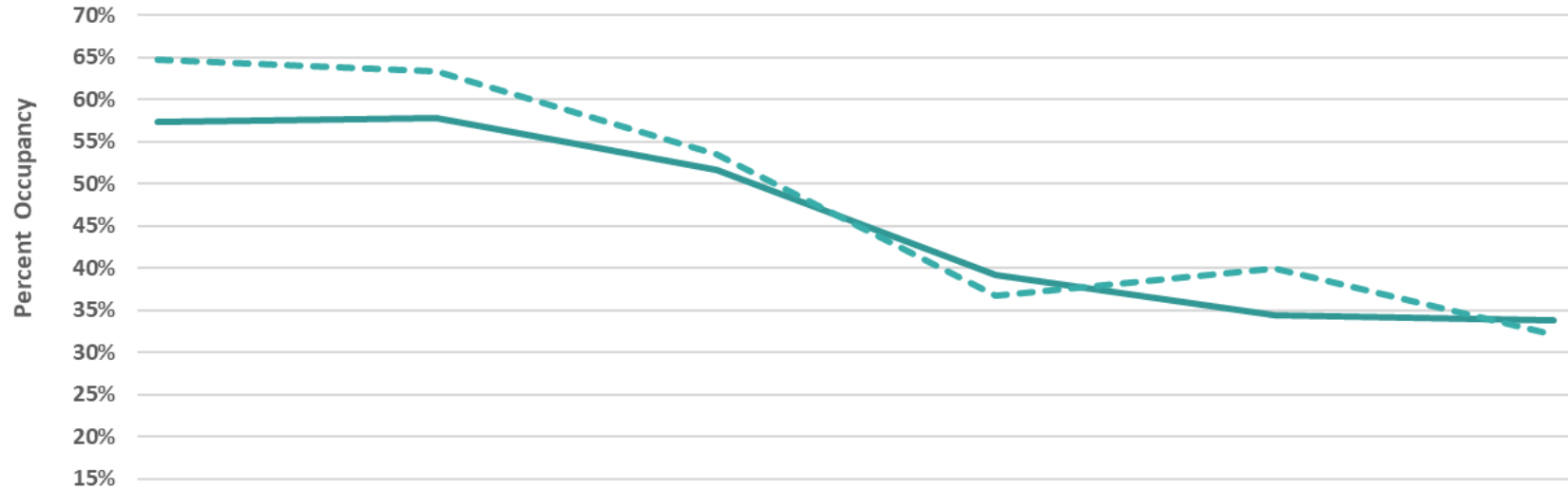


**Average Percent Occupancy in
Nightly Rented Hotels, Condo-Hotels, and Campsites (HC-HCs)
Horry County, S.C., USA**

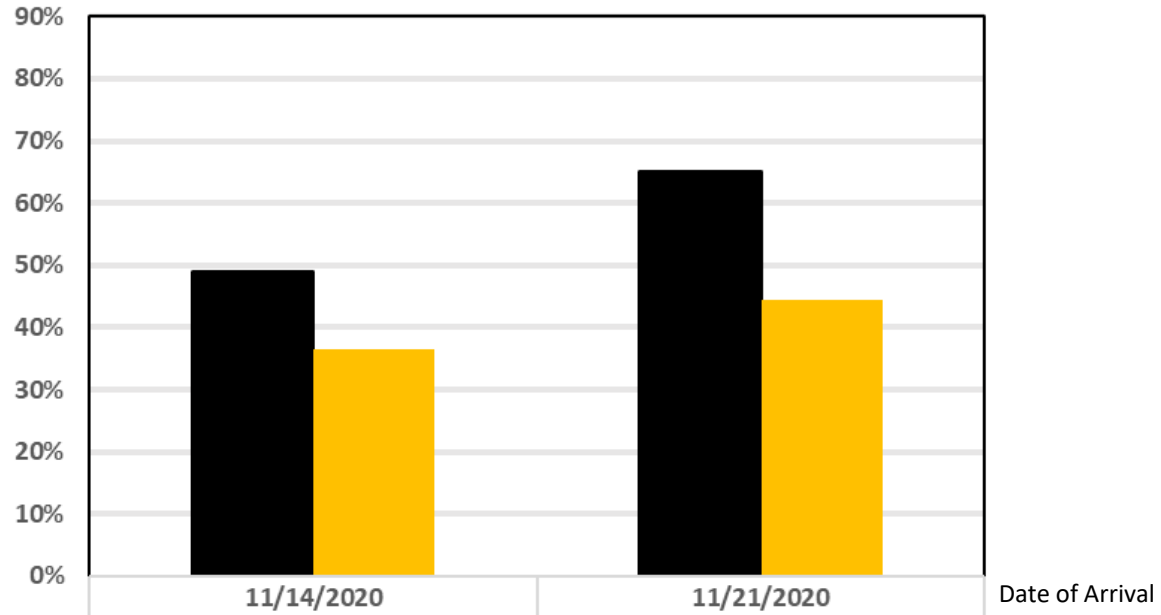


Week Ending	10/10/2020	10/17/2020	10/24/2020	10/31/2020	11/7/2020	11/14/2020
HC-HC APO this year	57.3%	57.7%	51.6%	39.2%	34.3%	33.9%
HC-HC APO last year	64.7%	63.3%	53.5%	36.8%	39.9%	32.1%



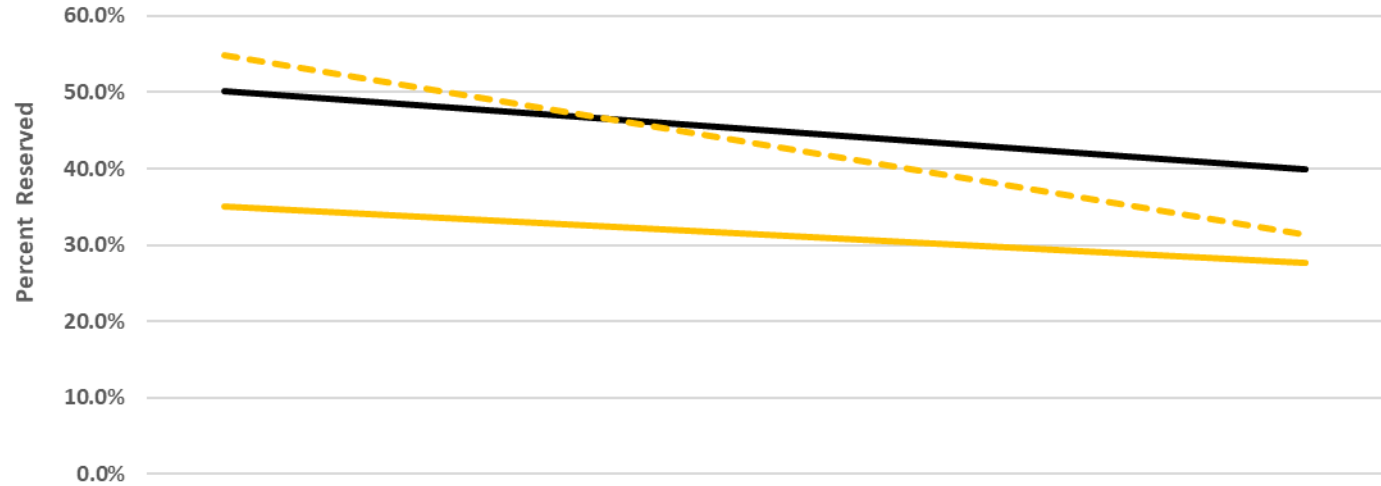
Clay Brittain Jr. Center for Resort Tourism
Damonte, L.T.

**Average Percent of Vacation Properties Reserved
Four Days in Advance of the Date of Arrival
Horry and Georgetown Counties, S.C., U.S.A.**

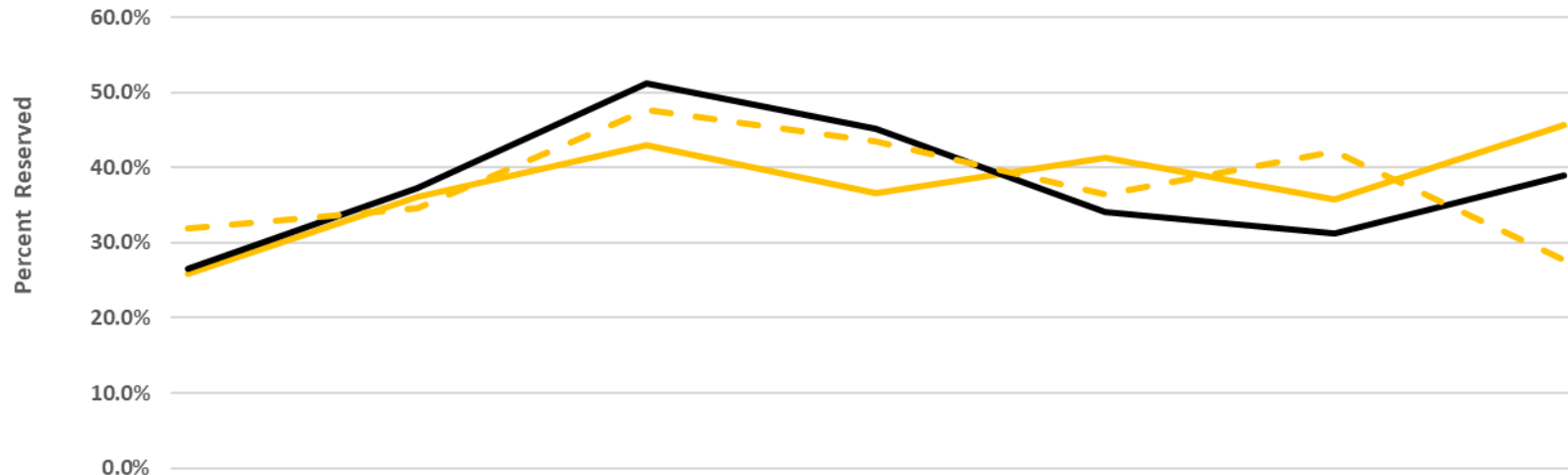


Clay Brittain Jr. Center for Resort Tourism
Damonte, L.T.

Average Percent Weekly Vacation Properties Reserved Horry and Georgetown Counties, S.C., USA



Average Percent Weekly Vacation Properties Reserved Horry and Georgetown Counties, S.C., USA



Date of Arrival	12/12/2020	12/19/2020	12/26/2020	1/2/2021	1/9/2021	1/16/2021	1/23/2021
— Reserved four weeks in advance of arrival last year	25.9%	36.1%	43.0%	36.6%	41.4%	35.8%	45.7%
— Currently reserved	26.5%	37.3%	51.2%	45.2%	34.1%	31.2%	38.9%
- - - Reserved four days in advance of arrival date last year	31.9%	34.6%	47.7%	43.6%	36.5%	42.1%	27.8%



Clay Brittain Jr. Center for Resort Tourism
Damonte, L.T.