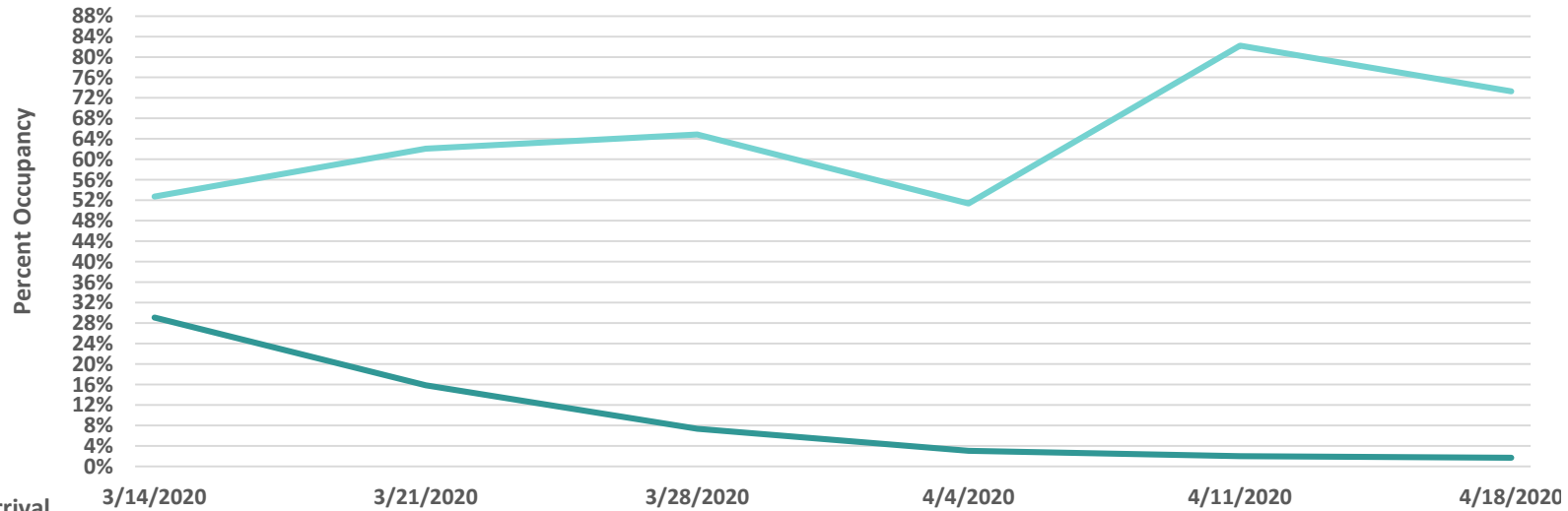
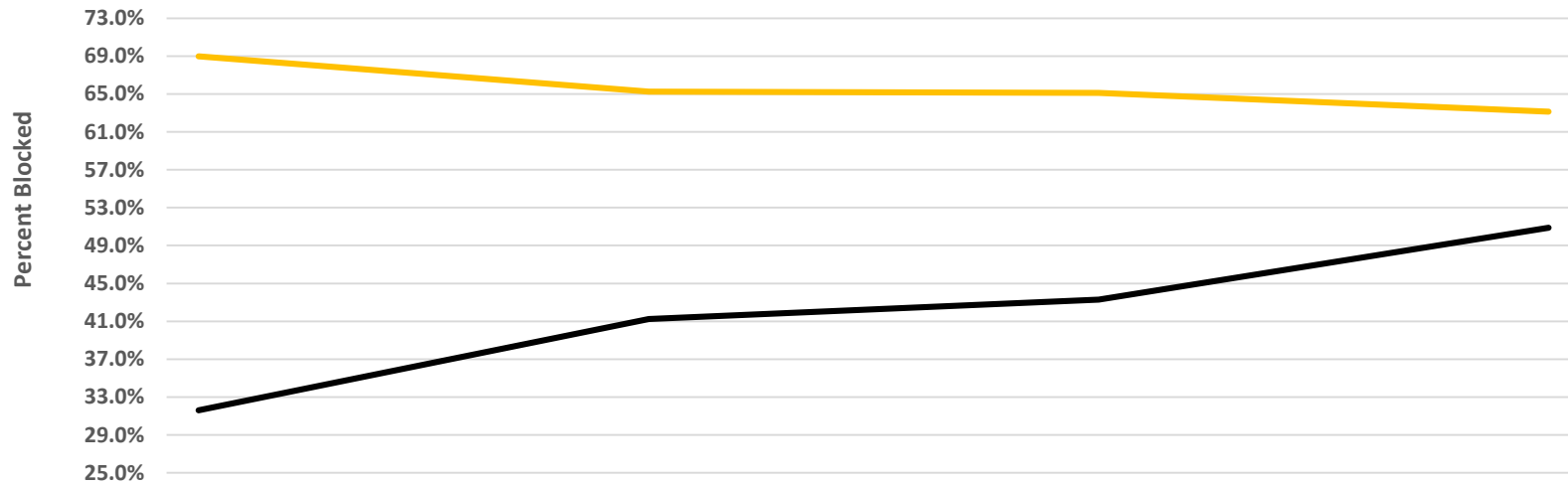


Average Percent Occupancy in Nightly Rented Hotels, Condo-Hotels, and Campsites (HC-HCs) Horry County, S.C., USA



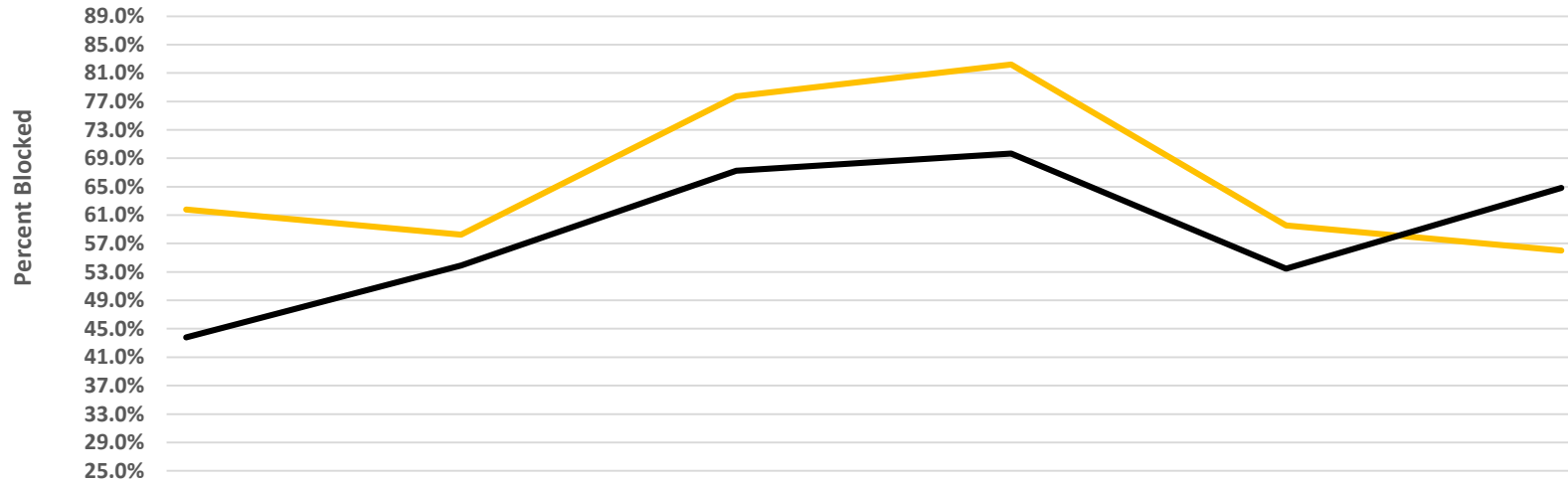
Date of Arrival	3/14/2020	3/21/2020	3/28/2020	4/4/2020	4/11/2020	4/18/2020
VRP APO this year						
VRP APO last year						
HC-HC APO this year	29.1%	15.8%	7.4%	3.1%	2.0%	1.7%
HC-HC APO last year	52.8%	62.1%	64.8%	51.4%	82.2%	73.3%

Average Percent Weekly Vacation Properties Blocked From Further Reservation Horry and Georgetown Counties, S.C., USA



Date of Arrival	5/2/2020	5/9/2020	5/16/2020	5/23/2020
Blocked at this time last year	69.0%	65.2%	65.1%	63.1%
Blocked from reservation as of April 15, 2020	31.6%	41.2%	43.3%	50.9%

Average Percent Weekly Vacation Properties Blocked From Further Reservation Horry and Georgetown Counties, S.C., USA



Date of Arrival	5/30/2020	6/6/2020	6/13/2020	6/20/2020	6/27/2020	7/4/2020
— Blocked one month in advance last year	61.8%	58.2%	77.7%	82.2%	59.5%	56.0%
— Currently blocked from reservation	43.8%	53.9%	67.2%	69.7%	53.4%	64.8%