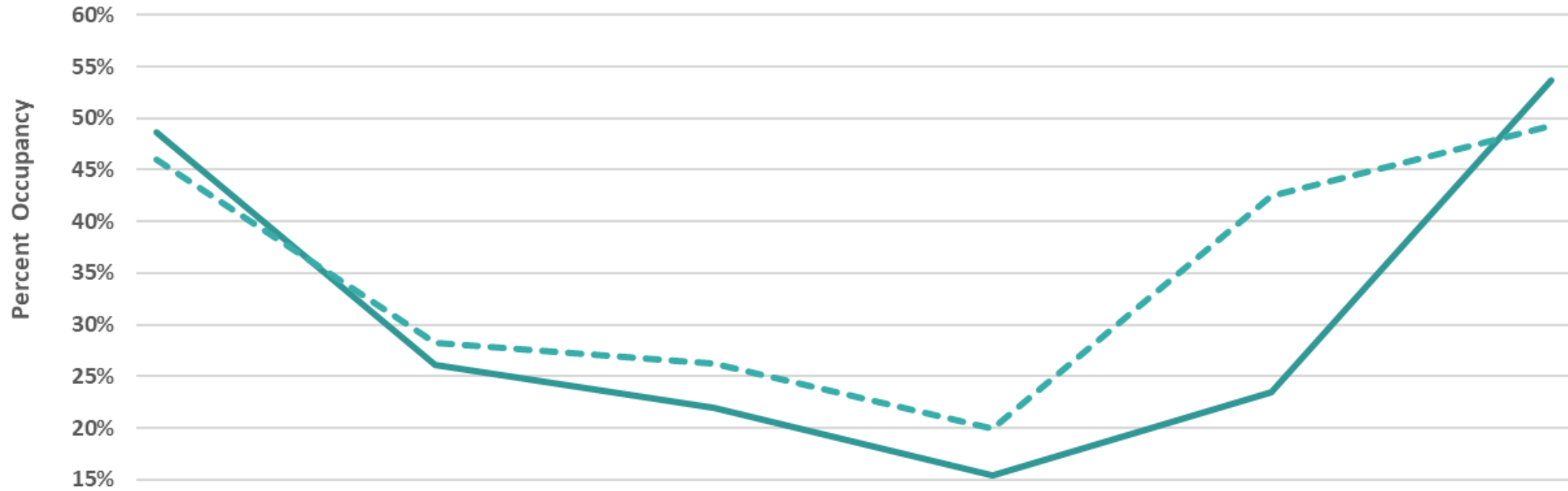


Average Percent Occupancy in Nightly Rented Hotels, Condo-Hotels, and Campsites (HC-HCs) Horry County, S.C., USA

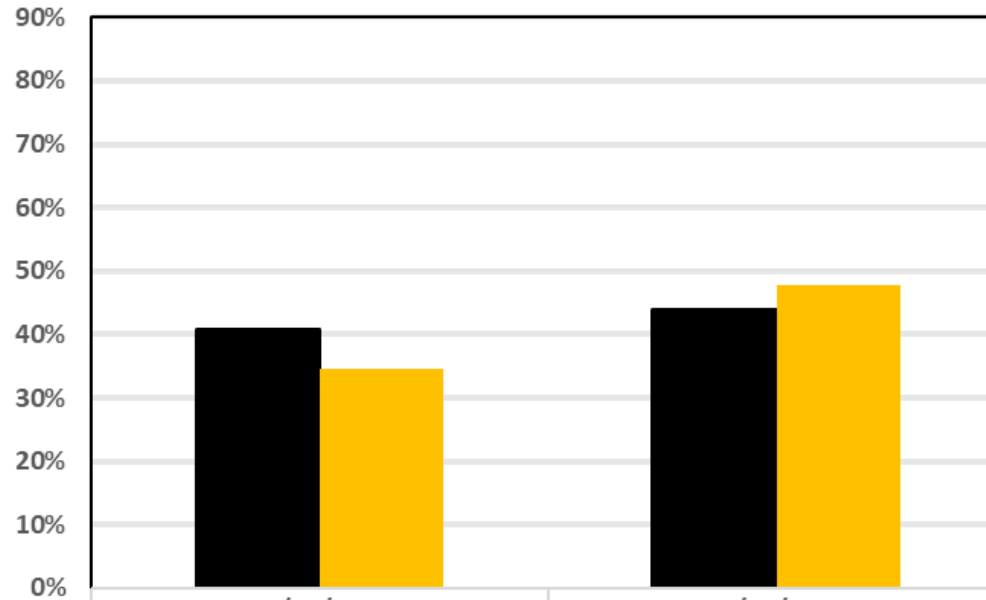


Week Ending	11/28/2020	12/5/2020	12/12/2020	12/19/2020	12/26/2020	1/2/2021
— HC-HC APO this year	48.7%	26.1%	22.0%	15.5%	23.5%	53.6%
- - - HC-HC APO last year	46.0%	28.2%	26.2%	19.9%	42.5%	49.2%



Clay Brittain Jr. Center for Resort Tourism
Damonte, L.T.

**Average Percent of Vacation Properties Reserved
Four Days in Advance of the Date of Arrival
Horry and Georgetown Counties, S.C., U.S.A.**

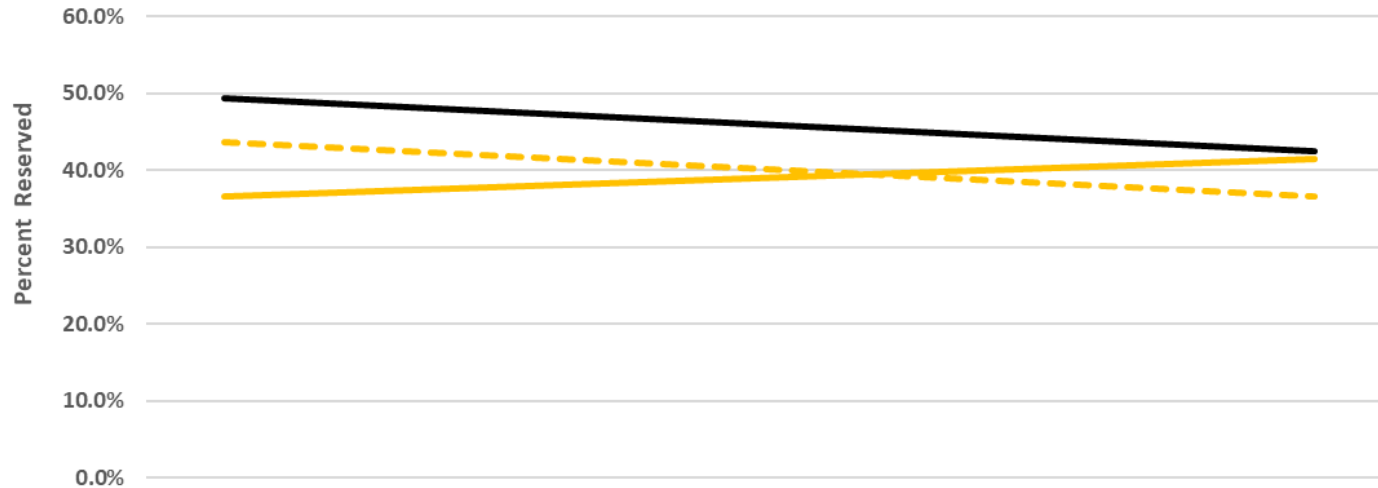


	12/19/2020	12/26/2020	Date of Arrival
■ Percent of units reserved four days in advance this year	40.9%	43.8%	
■ Percent of units reserved four days in advance last year	34.6%	47.7%	



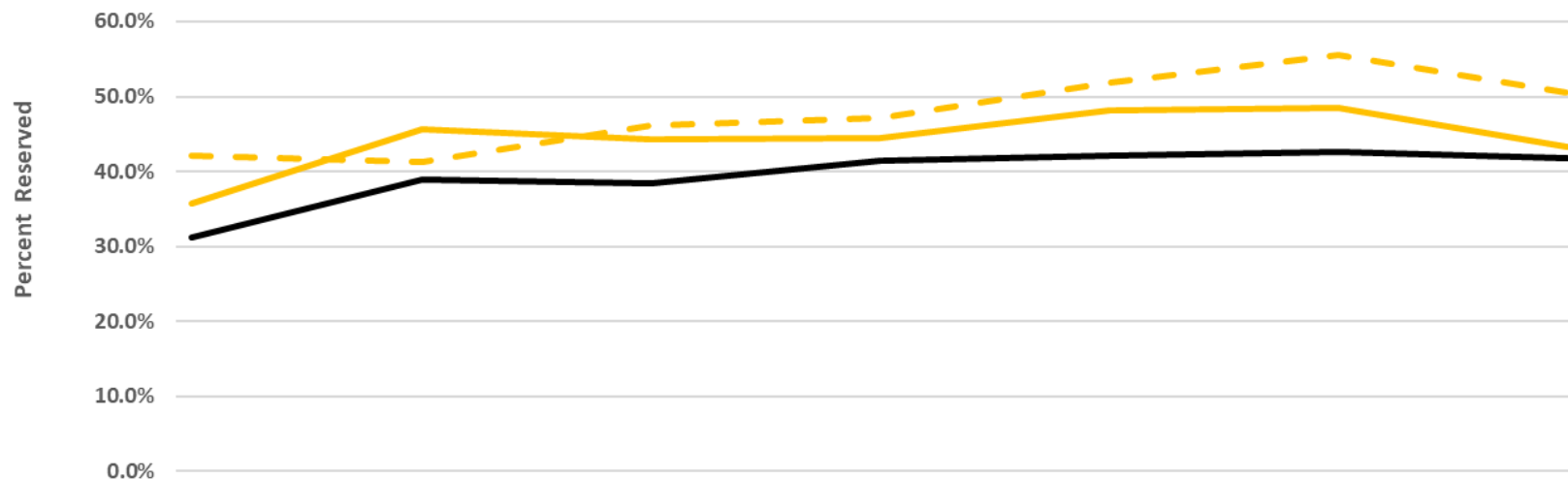
Clay Brittain Jr. Center for Resort Tourism
Damonte, L.T.

Average Percent Weekly Vacation Properties Reserved Horry and Georgetown Counties, S.C., USA



Date of Arrival	1/2/2021	1/9/2021
Reserved two weeks in advance of arrival last year	36.6%	41.4%
Currently reserved	49.3%	42.5%
Reserved four days in advance of arrival date last year	43.6%	36.5%

Average Percent Weekly Vacation Properties Reserved Horry and Georgetown Counties, S.C., USA



Date of Arrival	1/16/2021	1/23/2021	1/30/2021	2/6/2021	2/13/2021	2/20/2021	2/27/2021
Reserved four weeks in advance of arrival last year	35.8%	45.7%	44.3%	44.4%	48.2%	48.4%	43.3%
Currently reserved	31.2%	38.9%	38.4%	41.5%	42.0%	42.6%	41.8%
Reserved four days in advance of arrival date last year	42.1%	41.3%	46.1%	47.1%	51.9%	55.5%	50.6%