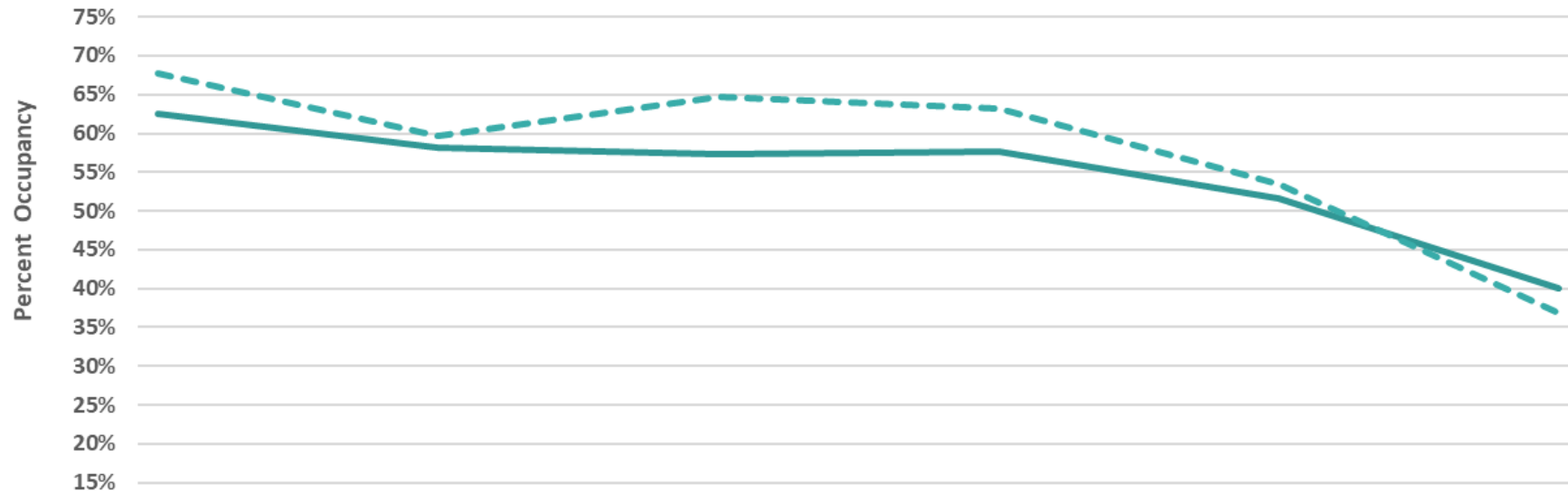


**Average Percent Occupancy in
Nightly Rented Hotels, Condo-Hotels, and Campsites (HC-HCs)
Horry County, S.C., USA**

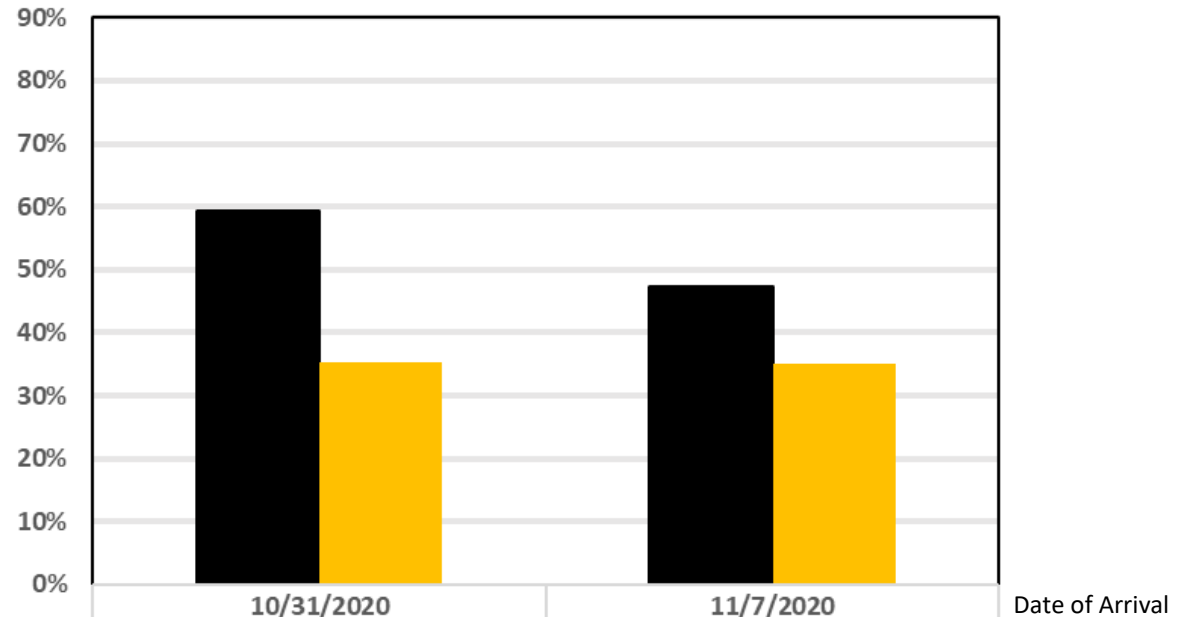


Week Ending	9/26/2020	10/3/2020	10/10/2020	10/17/2020	10/24/2020	10/31/2020
— HC-HC APO this year	62.6%	58.1%	57.3%	57.7%	51.6%	40.1%
- - - HC-HC APO last year	67.7%	59.7%	64.7%	63.3%	53.5%	36.8%



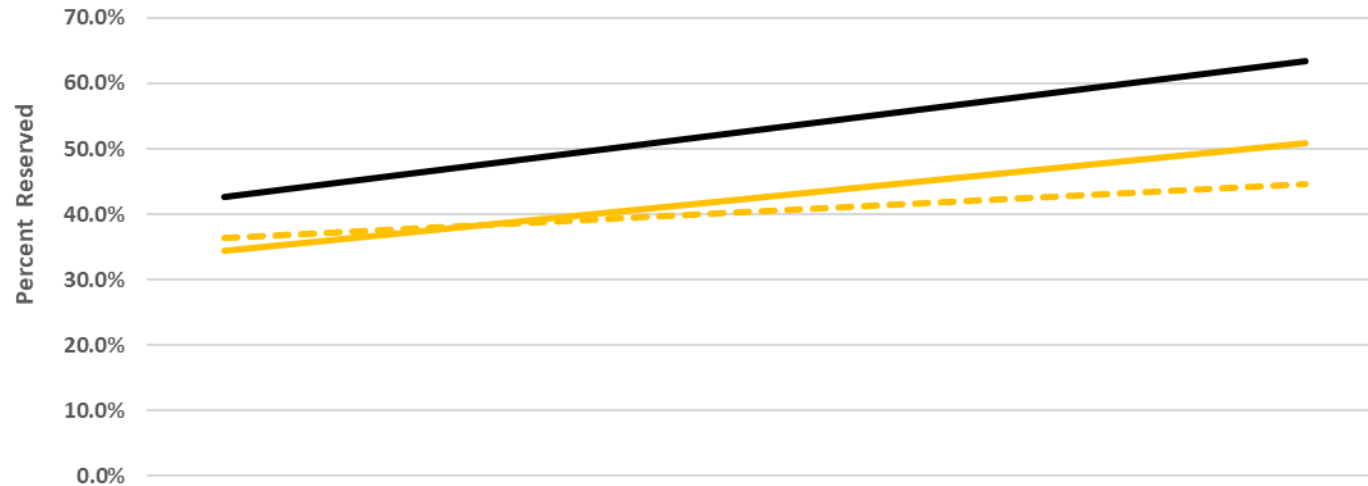
Clay Brittain Jr. Center for Resort Tourism
Damonte, L.T.

**Average Percent of Vacation Properties Reserved
Four Days in Advance of the Date of Arrival
Horry and Georgetown Counties, S.C., U.S.A.**



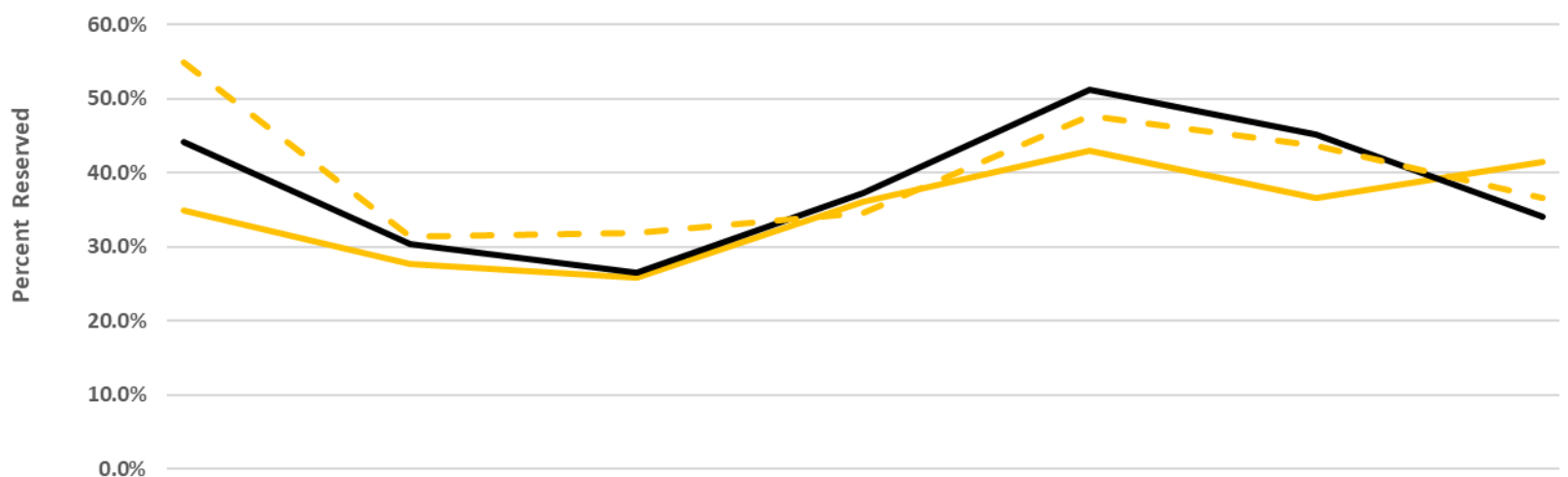
Clay Brittain Jr. Center for Resort Tourism
Damonte, L.T.

Average Percent Weekly Vacation Properties Reserved Horry and Georgetown Counties, S.C., USA



Clay Brittain Jr. Center for Resort Tourism
Damonte, L.T.

Average Percent Weekly Vacation Properties Reserved Horry and Georgetown Counties, S.C., USA



Date of Arrival	11/28/2020	12/5/2020	12/12/2020	12/19/2020	12/26/2020	1/2/2021	1/9/2021
Reserved four weeks in advance of arrival last year	35.0%	27.7%	25.9%	36.1%	43.0%	36.6%	41.4%
Currently reserved	44.1%	30.4%	26.5%	37.3%	51.2%	45.2%	34.1%
Reserved four days in advance of arrival date last year	54.8%	31.4%	31.9%	34.6%	47.7%	43.6%	36.5%