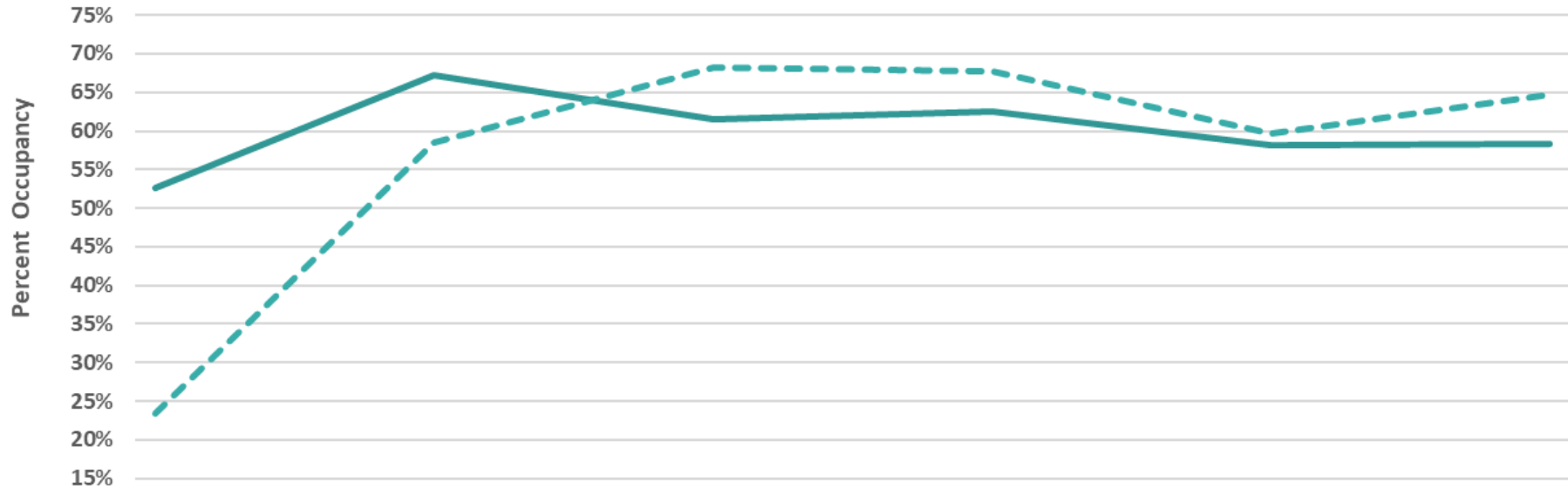
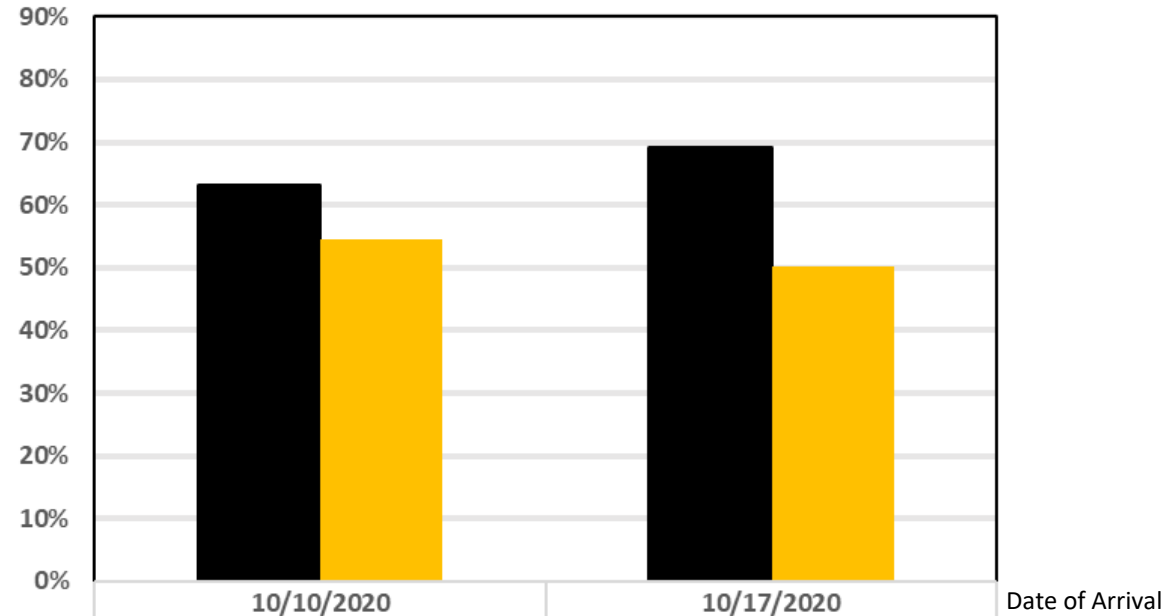


**Average Percent Occupancy in
Nightly Rented Hotels, Condo-Hotels, and Campsites (HC-HCs)
Horry County, S.C., USA**



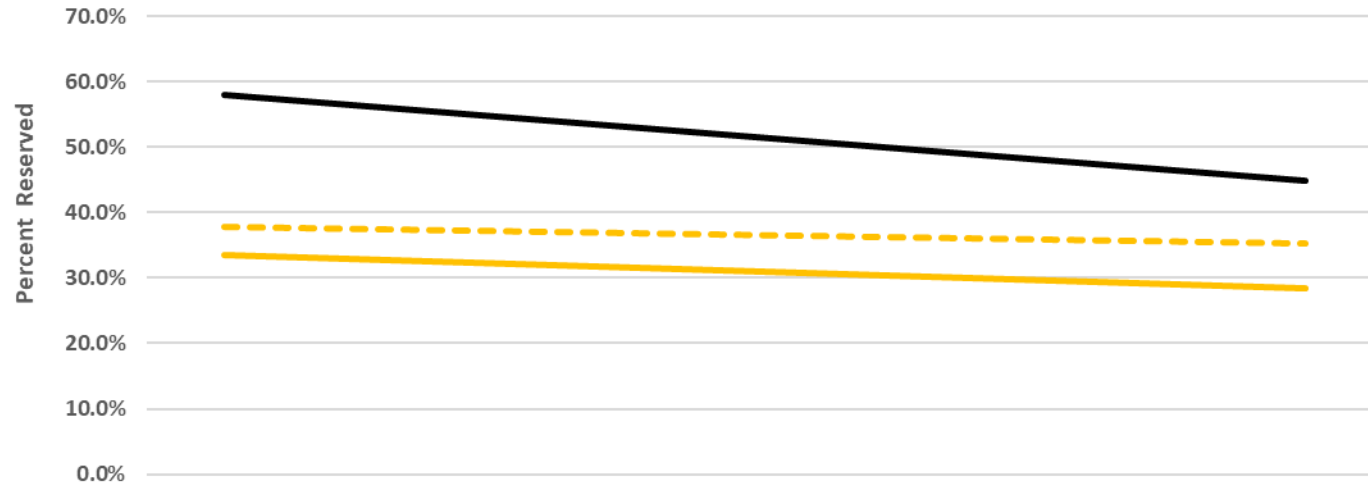
| Week Ending | 9/5/2020 | 9/12/2020 | 9/19/2020 | 9/26/2020 | 10/3/2020 | 10/10/2020 |
|---------------------------|----------|-----------|-----------|-----------|-----------|------------|
| — HC-HC APO this year | 52.6% | 67.2% | 61.5% | 62.6% | 58.1% | 58.3% |
| - - - HC-HC APO last year | 23.5% | 58.6% | 68.3% | 67.7% | 59.7% | 64.7% |




**Average Percent of Vacation Properties Reserved
Four Days in Advance of the Date of Arrival
Horry and Georgetown Counties, S.C., U.S.A.**



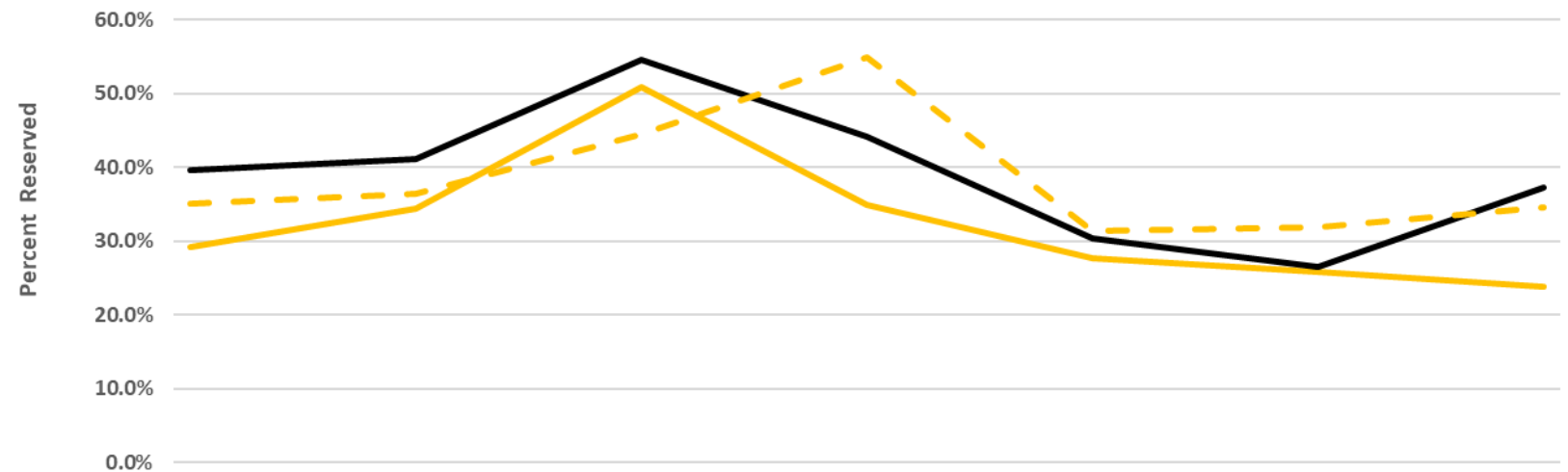
| | | |
|--|----------|----------|
| ■ Percent of units reserved four days in advance this year | 0.631571 | 0.692642 |
| ■ Percent of units reserved four days in advance last year | 0.544221 | 0.500961 |

Average Percent Weekly Vacation Properties Reserved Horry and Georgetown Counties, S.C., USA



| Date of Arrival | 10/24/2020 | 10/31/2020 |
|---|------------|------------|
|  Reserved two weeks in advance of arrival last year | 33.6% | 28.3% |
|  Currently reserved | 57.9% | 44.8% |
|  Reserved four days in advance of arrival date last year | 37.8% | 35.3% |

Average Percent Weekly Vacation Properties Reserved Horry and Georgetown Counties, S.C., USA



| Date of Arrival | 11/7/2020 | 11/14/2020 | 11/21/2020 | 11/28/2020 | 12/5/2020 | 12/12/2020 | 12/19/2020 |
|---|-----------|------------|------------|------------|-----------|------------|------------|
| Reserved four weeks in advance of arrival last year | 29.2% | 34.4% | 50.8% | 35.0% | 27.7% | 25.9% | 23.8% |
| Currently reserved | 39.6% | 41.1% | 54.5% | 44.1% | 30.4% | 26.5% | 37.3% |
| Reserved four days in advance of arrival date last year | 35.1% | 36.5% | 44.5% | 54.8% | 31.4% | 31.9% | 34.6% |